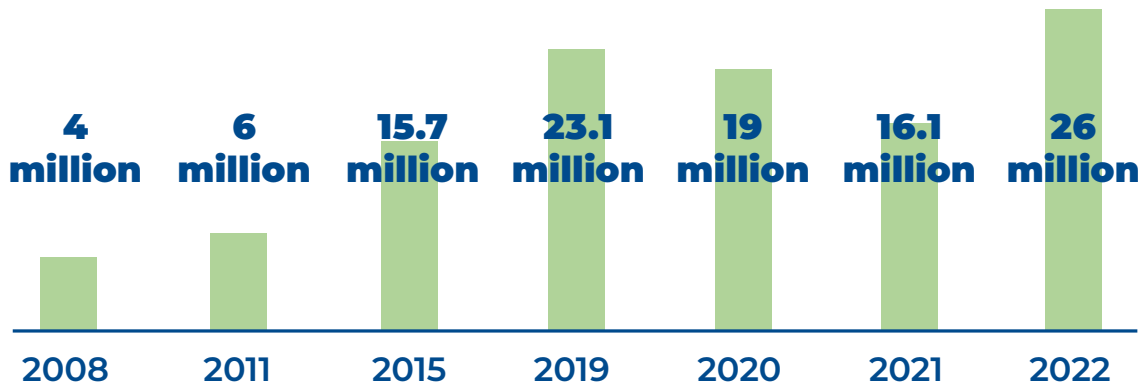


**Meals Packed Per Year**



**2023 GOAL** —————> **PACKAGE 28 MILLION MEALS**

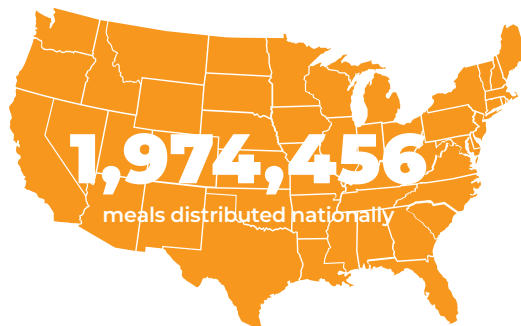
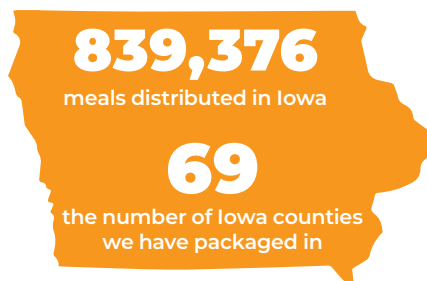


**90¢**

of every dollar goes directly toward feeding program expenses

**26,224,344**

total meals distributed in 2022



**23,410,512**

meals distributed internationally\*

\*some meals pending in-country distribution

**Volunteers**



**540**

average number of meals packed per volunteer in a 2-hour shift

**58,357**

volunteers



**107,487**

total volunteer hours

**Countries that received our meals in 2022 include:**

Burkina Faso, Dominican Republic, El Salvador, Guatemala, Haiti, Honduras, Kenya, Nicaragua, Philippines, Poland, Romania, South Africa, Tanzania, Ukraine, the United States and Zambia

**Annual Hunger Fight**

**3,388,608**

meals packed Aug. 31 – Sept. 3

**500,000**

approx. number of children fed every school day within feeding initiatives we support